





WELCOME TO THE..
WICKERSLEY
CREATIVE ARTS FACULTY



What we include...



Meet the team...

Drama Staff



Mr A Hart
Faculty Leader

Music Staff



Mrs J. Mason
Subject Leader

Drama Staff



Mr L Wilding
Trainee Teacher

Also included:

- ❖ Miss H
Partington -
**Clerical
Officer
Creative Arts**

Performing Arts Staff



Mrs H Watts
Subject Leader

Drama Staff



Mr A Lancashire
NQT Coordinator

Film Studies Staff



Ms G Hale
Subject Leader

Creative Arts in Year 7

- ❖ In Year 7, you will follow a Performing Arts course which combines Drama and Music together. Throughout both these subjects, you will take part in a variety of fun games, group tasks, on-your-feet activities, rhythmic exercises and body percussion activities. Through this, you will develop your own toolbox of acting skills, such as audience awareness, that you can use to create your own devised pieces of drama each week. You will then learn how to advance these performances by creating atmosphere through soundscape, choral speaking and singing. Your Performing Arts lessons won't be like your normal lessons; you will develop skills of communication, teamwork and confidence which can be used in all your other subjects.
- ❖ As you progress later through the school, you will have the option of taking BTEC Performing Arts and GCSE Film in year 9.



YOUR YEAR 6 TASTER TASK:

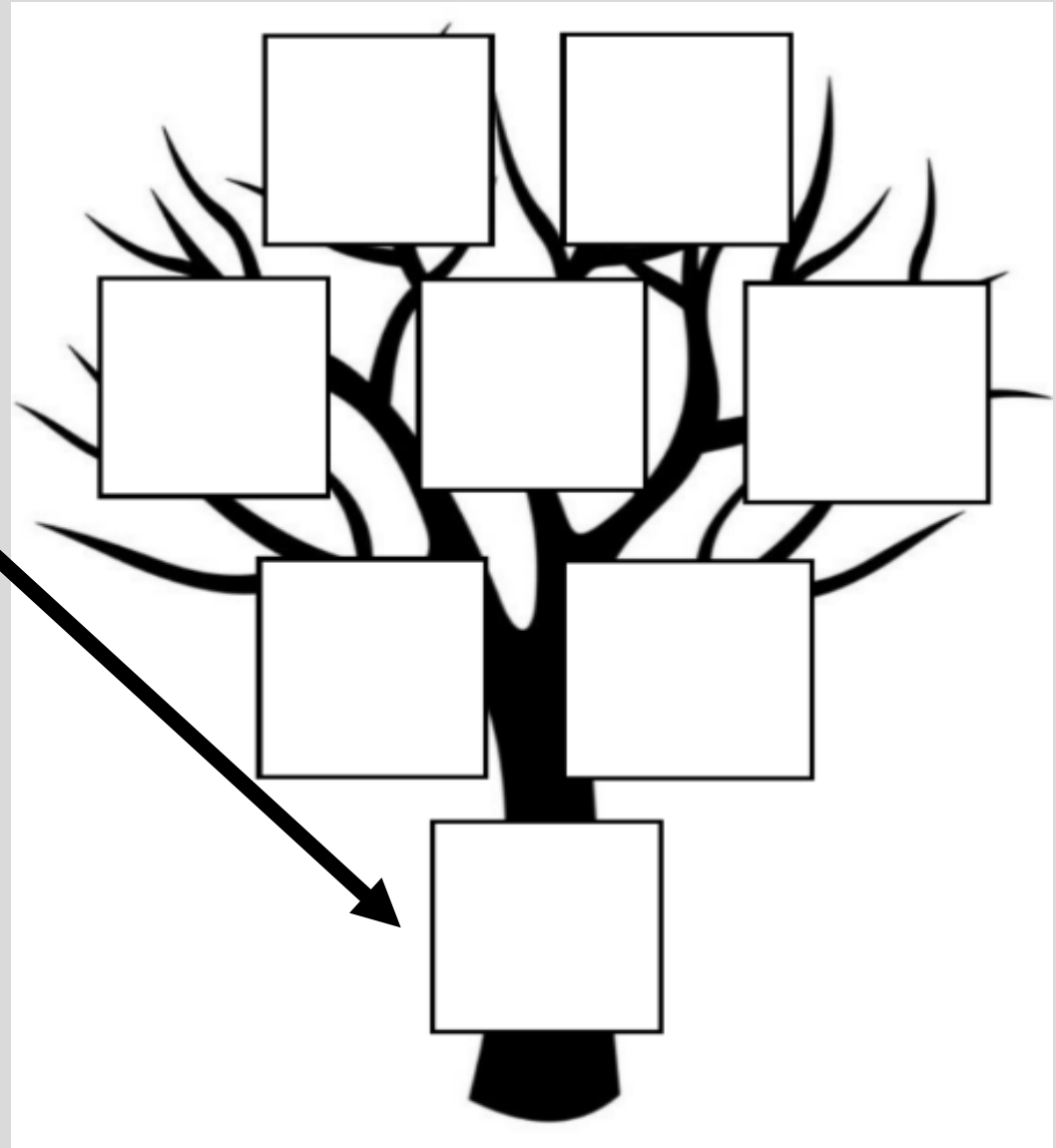
THE CREATIVE ARTS TREE

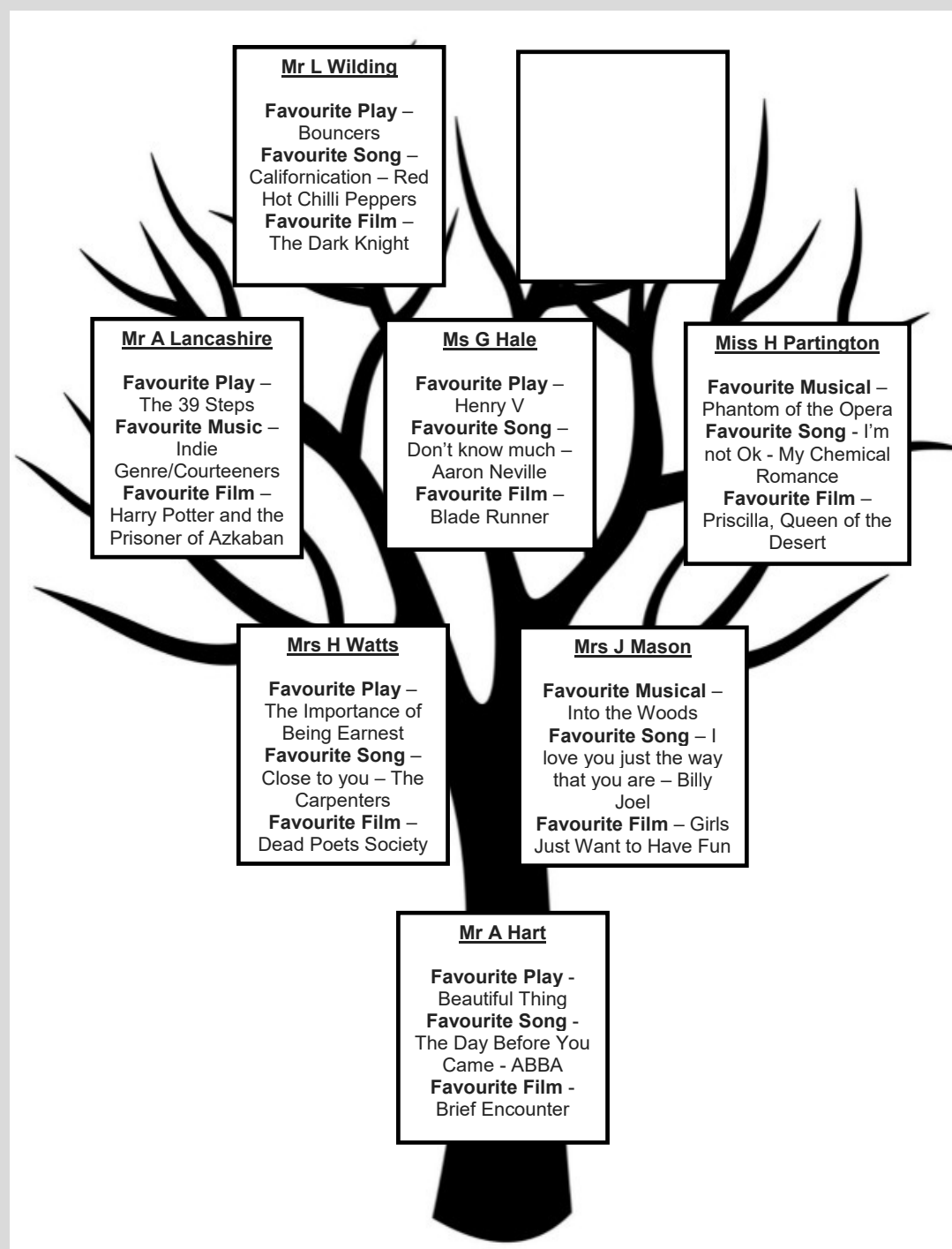
We want to get you thinking about how important the creative arts are in your life. So, first, we want you to list your:

- ❖ Favourite films/TV shows.
- ❖ Favourite song/type of music.
- ❖ Favourite plays/musicals.
- ❖ Once you've done this, you need to communicate with your family and friends to find out what their favourite films, music and plays are.
- ❖ Then we want you to put this information into your own **Creative Arts Tree**.

THE CREATIVE ARTS TREE

- ❖ Put the information you find into a family tree like this.
- ❖ Start by putting yourself at the bottom, and then work upwards. Try and include:
 - ❖ Siblings (brothers and sisters).
 - ❖ Parents/carers.
 - ❖ Grandparents.
 - ❖ Friends.
- ❖ Have a look at the next slide to see what the Creative Arts Team's looks like!





YOUR YEAR 6 TASTER TASK:

THE CREATIVE ARTS TREE

Attached to this assignment on your Google Classroom is a blank template that you can edit to create your own Creative Arts Tree.

- ❖ You do not have to use this template, you can draw your own with pencil and paper and take a photo of it and upload it to Google Classroom.
- ❖ You could print off your own tree and draw your own labels to cut out and stick to your tree.
- ❖ You could even create a 3D model of a tree.
- ❖ It's completely up to you; just make sure you're able to present your work by uploading a picture of it to the Google Classroom.

THE CREATIVE ARTS TREE **EXTENSION**

If you've completed the Creative Arts Tree and feel like further challenging yourself, have a go at the extension.

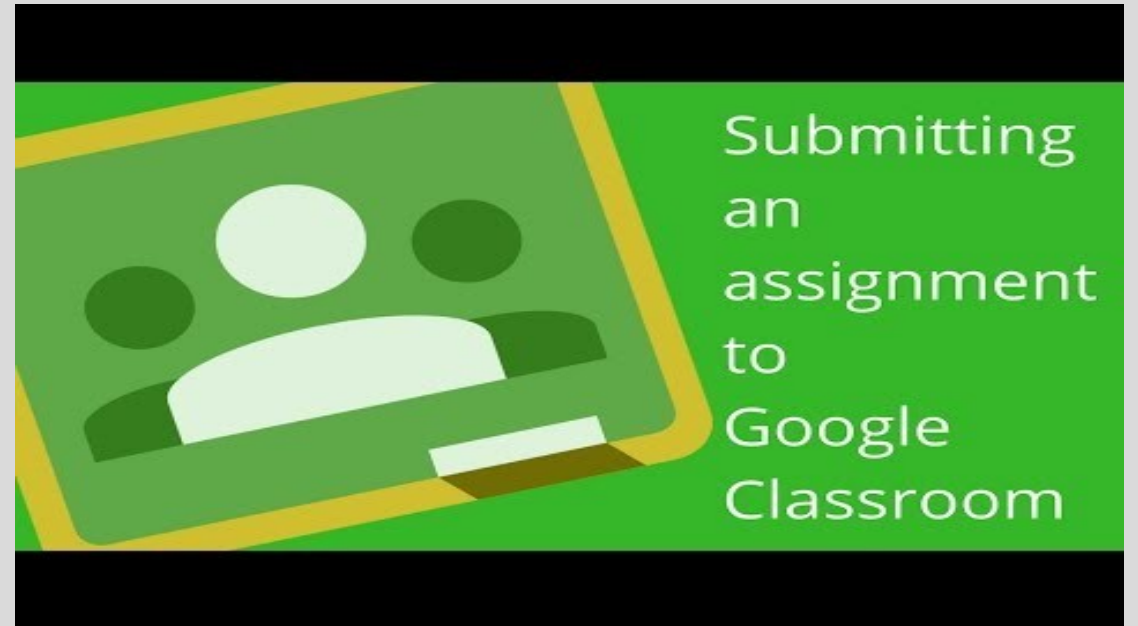
The Extension:

For this task, you need to find out about you and your families experience in one of these arts. For example, you might play an instrument, your brother/sister might sing, or play in a band, you may have performed in a show in school, or outside of school, whether that be singing, dancing or acting. Your parents/grandparents might have worked backstage in a play.

In the blank space around your Creative Arts Tree, write down the experiences that you discover.

UPLOAD YOUR WORK TO GOOGLE CLASSROOM

- ❖ Once you've completed your Creative Arts Trees, you need upload your work to Google Classroom. The video to the right will show you how to upload your work to Google Classroom.
- ❖ To play the video, click on it and after a second, it should present you with an icon for you to click on to play the video.



- ❖ If you have any questions, please feel free to ask them in the comments box on your Google Classroom, or e-mail your teacher directly. Good luck!